


ARTICLES:

What's happening?	1
ASL Club	1
Calendar	2
Traynor	2
Myers	3
Porche	3
Writing Tips con't.	4

Happy Valentine's
Day from all of
us!



What's Happening at Creekside?

There are so many exciting things happening at Creekside this month (besides the big writing test)!

On Wednesday, February 14th, the 7th graders will be taking a fieldtrip to NASA. Contact Mrs. Myers for more information on that.




Friday the 16th will be picture day as well as the Student Council Dance. The dance is for all students and will be from 7:00-

9:00pm.

There was a small competition here last month between all the grade levels and the 6th graders won! That means the 6th graders will get a "blue jeans" day on the 21st, 22nd and the 23rd! The 7th graders came in second place earning a "jeans" day on the 22nd and 23rd, followed by the 8th graders holding up last place with a "jeans" day reward on the 23rd. So, don't forget to wear your blue jeans on your designated days! Just remember that dress

code shirts are still required.

Last, but not least, Monday the 26th is a Staff Development/ Student Holiday so enjoy sleeping in, kids!



Don't forget picture day on the 16th!

ASL Club

Seems that we are off to a start and there is a lot more learning to go. I would like to let you know an update on our new ASL Club. Currently, we meet every Monday from 8:15 to 8:40. There

have been plenty of students attending ASL club in anticipation of learning sign language. In fact, many are fascinated with the art of language and how we use it to communicate with each other regard-

less of deafness. I am looking forward to continuing the success of ASL Club. More updates will be posted in the next newsletter.












Ways to contact us:

- E-mail: smtrayno@ccisd.net or lmyers@ccisd.net or bporche@ccisd.net
- Phone: 281-284-3500

Schedule of Events

- 1st—Efrain's Birthday
- 9th—April's Birthday
- 14th—Happy Valentine's Day! / 7th grader's Science field trip to NASA
- 16th—Picture Day! And Dance
- 20th—TAKS Writing Test
- 21st—6th graders free jeans day!
- 22nd—6th and 7th graders free jeans day!
- 23rd—6th, 7th and 8th graders free jeans day!
- 26th—Staff Development/Student Holiday

February 2007

Sun	Mon	Tue	Wed	Thu	Fri	Sat
				1 	2	3
4	5	6	7	8	9 	10
11	12	13	14 	15	16 	17
18	19	20 	21 	22 	23 	24
25	26 	27	28			

From the Desk of Ms. Traynor

Language is moving right along! We've really been doing a lot of writing to prepare for the upcoming test. The students are practicing using their graphic organizers to help them write their first drafts. They are making sure they have good ideas and that those ideas are organized. In the next week or so, we will start really focusing on our word choices and sentence fluency. I encourage you to read page four of this newsletter and help your student with their writing at home on the weekends. The only way to get better at writing is to practice, practice, practice!

We are well into our novels now. The students have been doing great at reading their assigned parts and finishing their homework. I've had many 100's on the quizzes too! Keep up the good work kids!

Since we are only spending one period a day focusing on writing, that leaves the other period for doing our Language! Program. Periods 2/4 and 3/6 are almost finished with Unit 8. We are currently working on compound predicates and reading about Woody Guthrie. Periods 1/5 are just about finished with

Unit 10. In that class we are working on compound sentences and reading about time zones. Language has moving along smoothly and we should complete Units 9 and 11 by the end of the year.

TUTORIALS

Reminder that I have tutorials every Tuesday and Thursday morning at 8:15 for any student who needs help with homework or who would like some extra practice in reading and/or writing. There's no need to sign up, just come on down!

From the Desk of Mrs. Myers

The students continually tell me that we only have 4 months of school left. Can you believe that? I know I can't!


1st and 6th period science:

These classes did a great job labeling the parts of an atom and using the periodic table to find information! The students even drew the atom when I gave them the element symbol! That impressed me! The students took their test last week and did an awesome job at showing me their skills. Giving examples of physical and chemical properties and changes is what we are starting to work on

now. We will also be reviewing some of the things we worked on the first semester in order to keep up those skills so we can add to them later.

2nd and 5th period science:

The students are doing a great job at participating in the lectures and are answering questions when the entire class is asked. 2nd period took a test on chapter 22 and they passed it with flying colors! We are starting to learn about Newton's Laws – force. 5th period is learning about the rock cycle and how we can tell what kind of rock it is by looking at it. The



students are also working on plate tectonics.

Language:

We are going to be writing, writing, writing because we have the important writing test coming up on the 20th and I want my students feeling prepared and confident when they take the test! GOOD LUCK and do your best on the test!!!!

From the Desk of Mr. Porche

Happy New Year's!

Speaking of Math and Social studies, we are still working hard and learning new materials. The students are learning graphing and how to analyze data in order to explain facts that they are presented with.



In world history, the students are learning about the Roman Empire and are fascinated with how Rome started and the mythology of Remus and the wolf.

Hopefully, you will be fascinated too once the students go home and start talking about the Romans and the world of graphs. Hope you do not get intimidated, just kidding!



Six Traits Writing Tips for Parents (Part 2)

SENTENCE FLUENCY

Sentence fluency is the rhythm and flow of the language, the sound of word patterns, the way in which writing plays to the ear—not just to the eye. Sentence Fluency gives our writing rhythm with an easy flow when read aloud. Sentences are well built with strong and varied structures. Sentences are clear and powerful. As our writing skills grow, we learn new ways to “sculpt” our writing.

Parent Suggestions:

How does your writing sound when read aloud?
Do your sentences begin in different ways?
Are some sentences long and some short?

CONVENTIONS

Conventions are the mechanical correctness of the piece—spelling, grammar and usage, paragraphing, use of capitals and punctuation. Once our writing is revised, we are ready to edit and proofread. It’s like wrapping a package - we want to prepare our writing so others can read and enjoy it. Conventions deal with fixing our work (e.g. grammar, capitalization, punctuation, usage, spelling, paragraphing) so that our work is as error-free as possible.

Parents can ask their children:

Did you paragraph correctly?
Is your spelling correct?

Did you correctly use periods, question marks, commas, quotation marks, and other punctuation marks?
Did you use capital letters correctly?

WHAT CAN PARENTS DO TO HELP?

- Provide writing materials. Provide plenty of writing materials—paper of all kinds, pens, pencils, post-its, whatever will invite your child to explore writing in original, colorful ways.
- Provide a print-rich environment. Fill your child’s world with books, magazines, newspapers, and writing you have created. Young writers are ingenious borrowers and hungrily consume every writing tidbit the world around them offers. Older writers need a range of materials from which to draw ideas from as well.
- Write notes. Write a personal note and tuck it into your child’s book bag or lunch box. This can be a wonderful surprise and perhaps you will get a note back. Writing always doesn’t have to be BIG and formal.
- Choose some resources together. If you don’t have a thesaurus or dictionary handy, shop for one with your child. Practice using the tools as well. A scavenger hunt is a fun activity to try.
- Write together. Let your child choose the topic. Free write together for five minutes, then share the results. See what different directions your writing took.
- Prepare invitations. If you have a special occasion coming up, let your child prepare the invitations or announcements.
- Share how you write on the job. Do you write as part of your job? Almost every occupation writes something. Share how important writing is at your workplace.
- Share your child’s writing (with his/her permission). This could mean helping your child publish a piece or simply sharing with a relative or friend. This broadens your child’s audience but also sends the message that you are proud!